

# Population Diversity DPH Annual Report for 2013

Dr Carolyn Harper, Director of Public Health

Public Health Annual Scientific Conference  
16<sup>th</sup> June 2014

# Diversity-redefining difference

*“There are not more than five musical notes, yet the combinations of these five give rise to more melodies than can ever be heard.*

*There are not more than five primary colours, yet in combination they produce more hues than can ever be seen.*

*There are not more than five cardinal tastes, yet combinations of them yield more flavours than can ever be tasted.”*

**Sun Tzu**

# Overview

Patterns

Benefits & challenges

Examples



# THE WATERLINE OF VISIBILITY



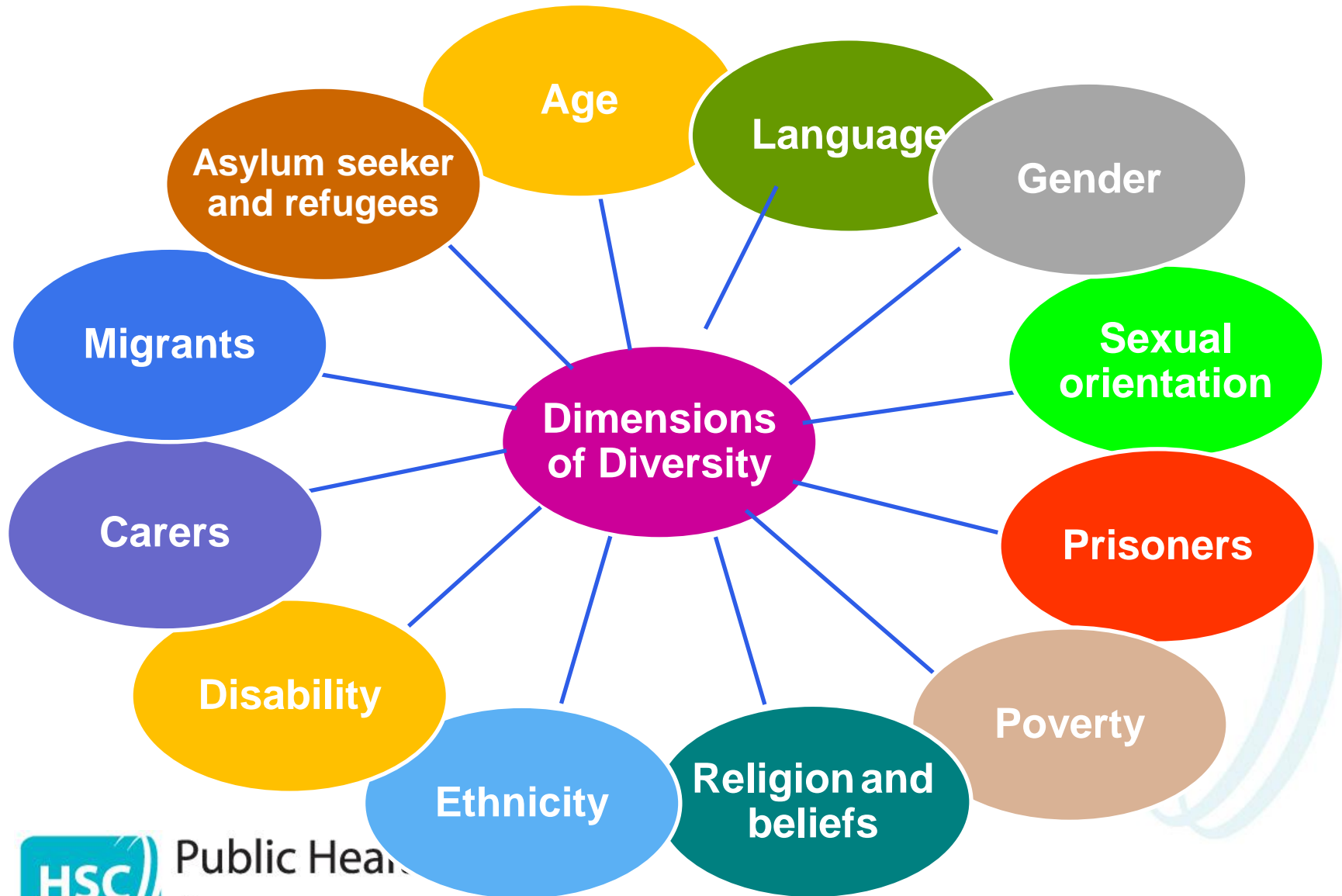
Source: PricewaterhouseCoopers



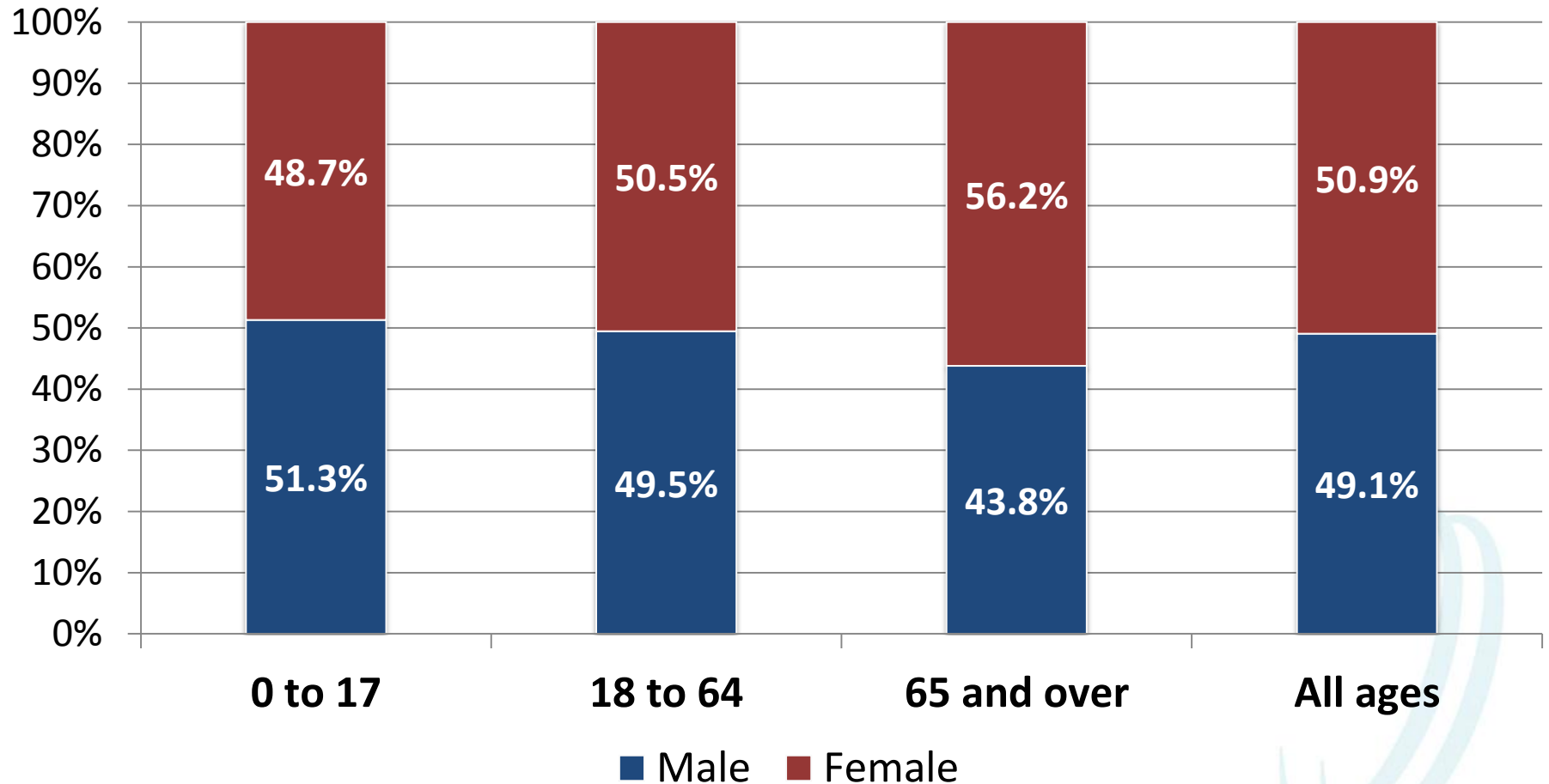
Public Health Agency

*Improving Your Health and Wellbeing*

# Dimensions of population diversity



# Population by Gender Northern Ireland, 2012



Source NISRA 2012

# Transgender

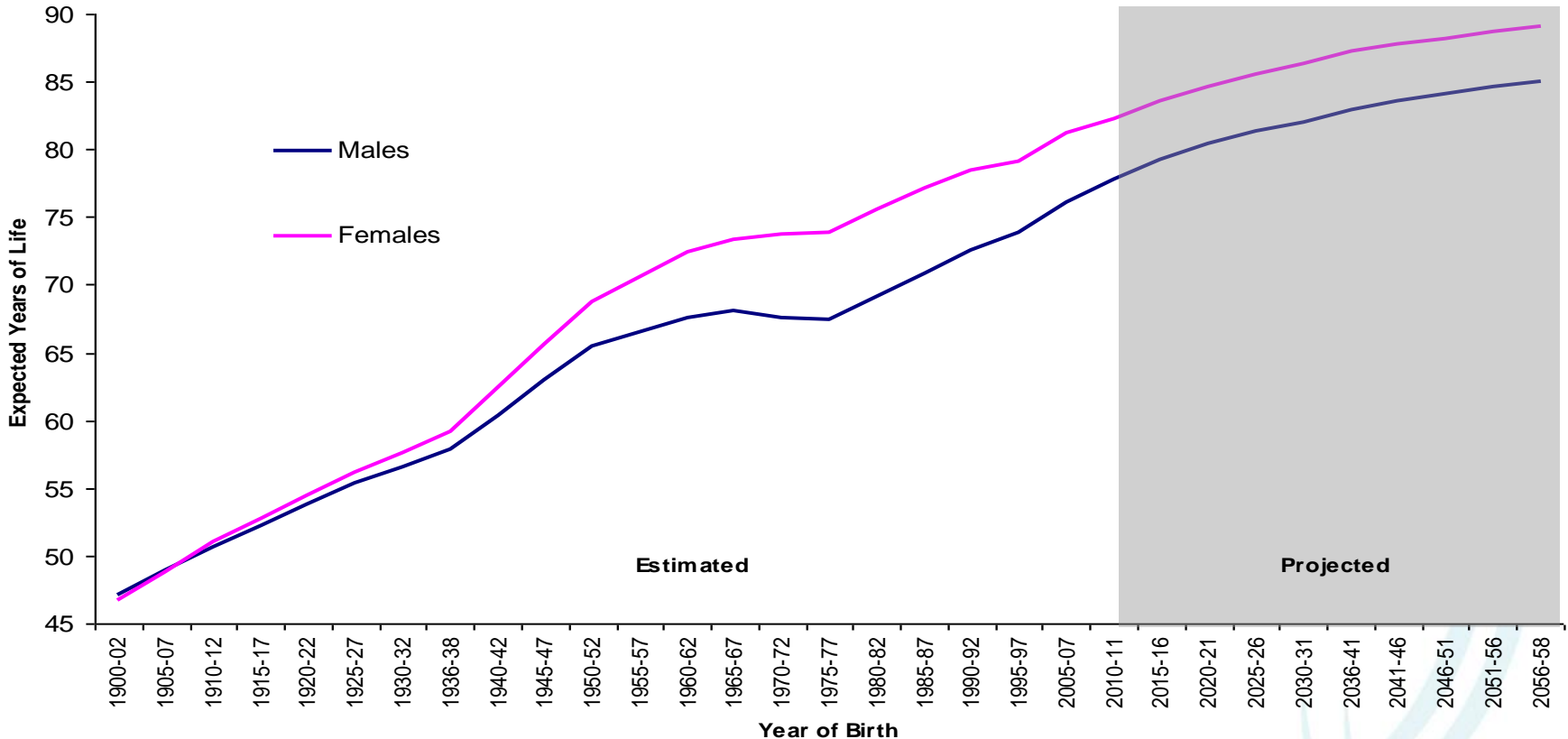
No reliable information is available on the number of transgender people

Resources & local research at [www.transgenderni.com](http://www.transgenderni.com)



# Life expectancy at birth

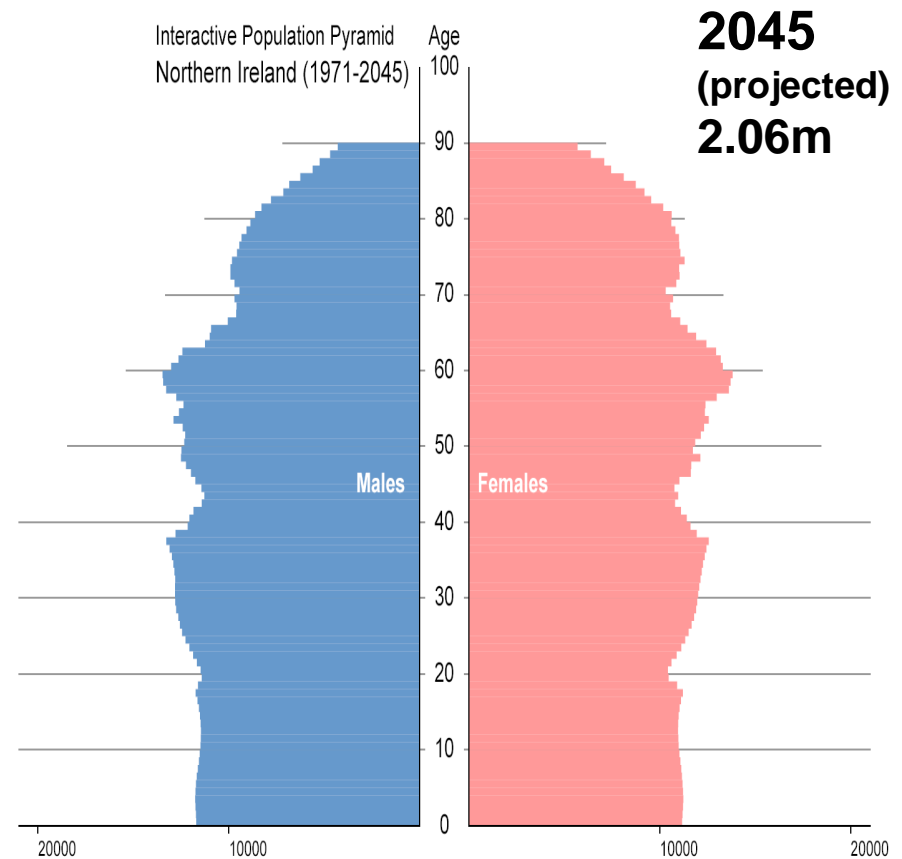
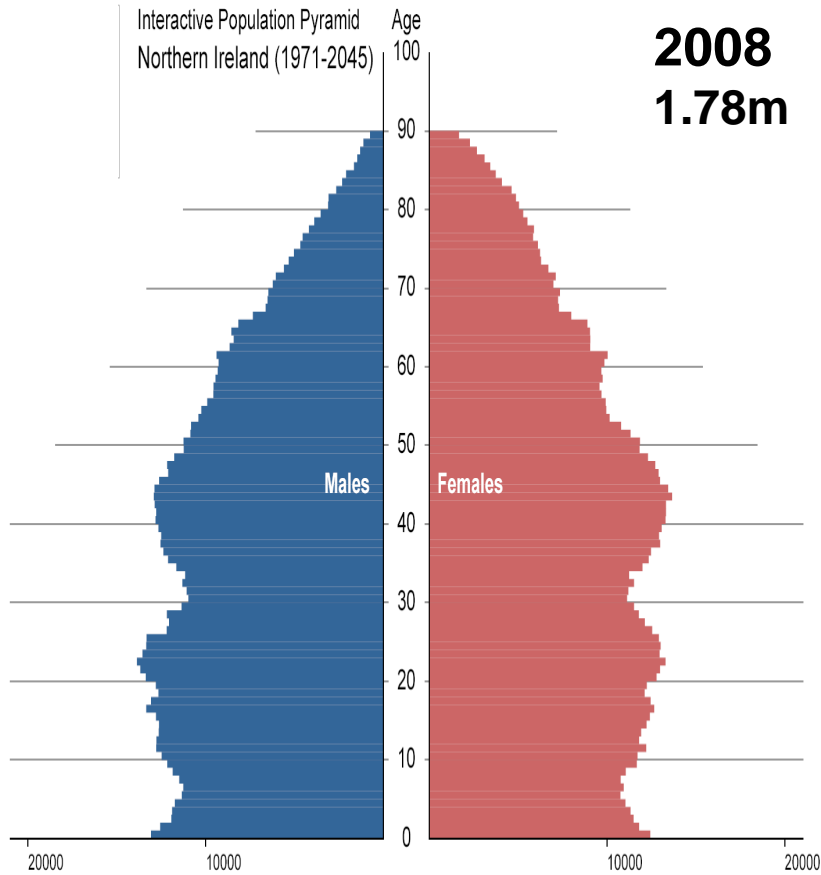
Expectation of Life at Birth, by Sex (1890-92 to 2056-58)



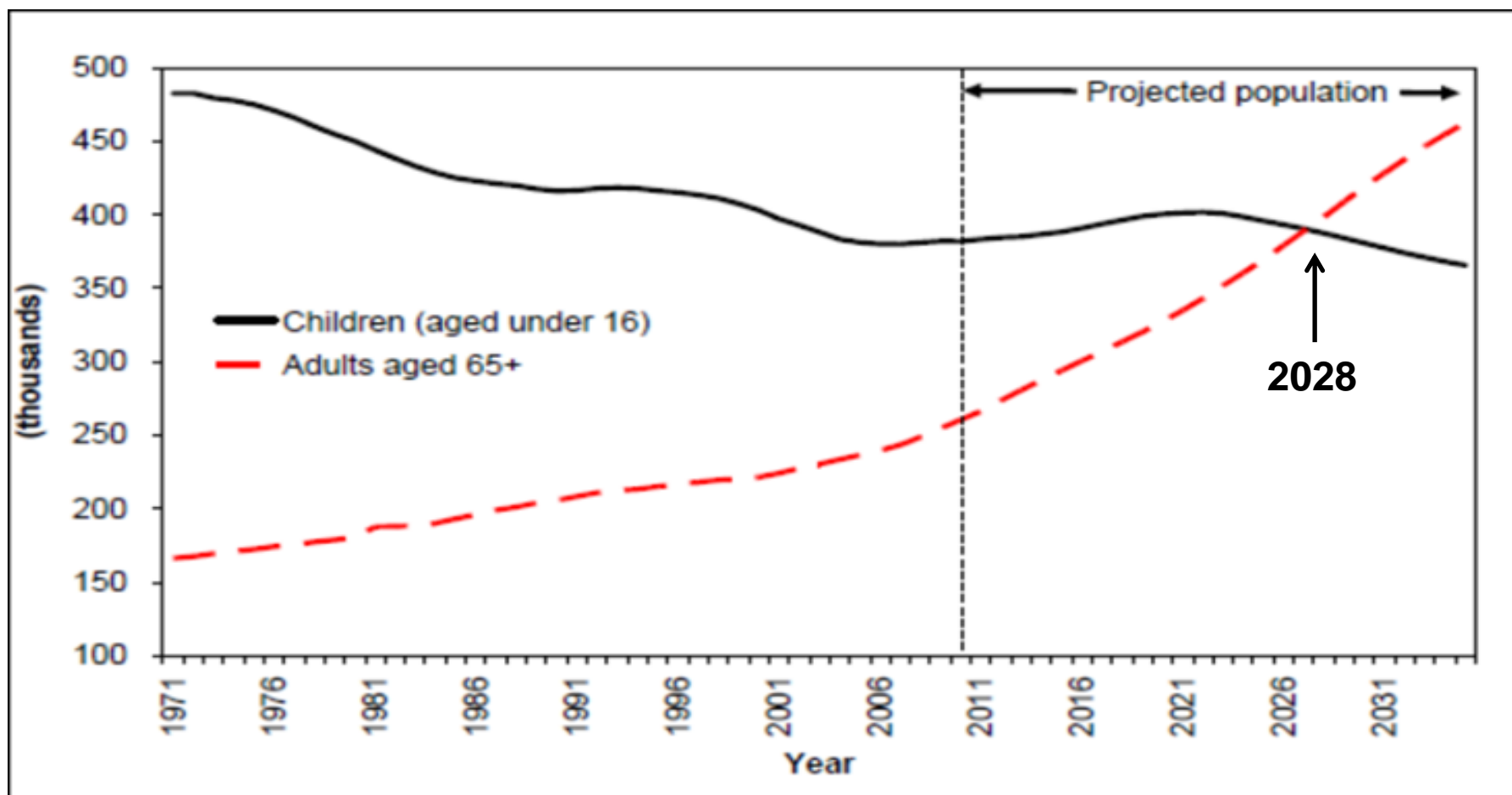
Source: NISRA



# NI Population Age 2008 & 2045

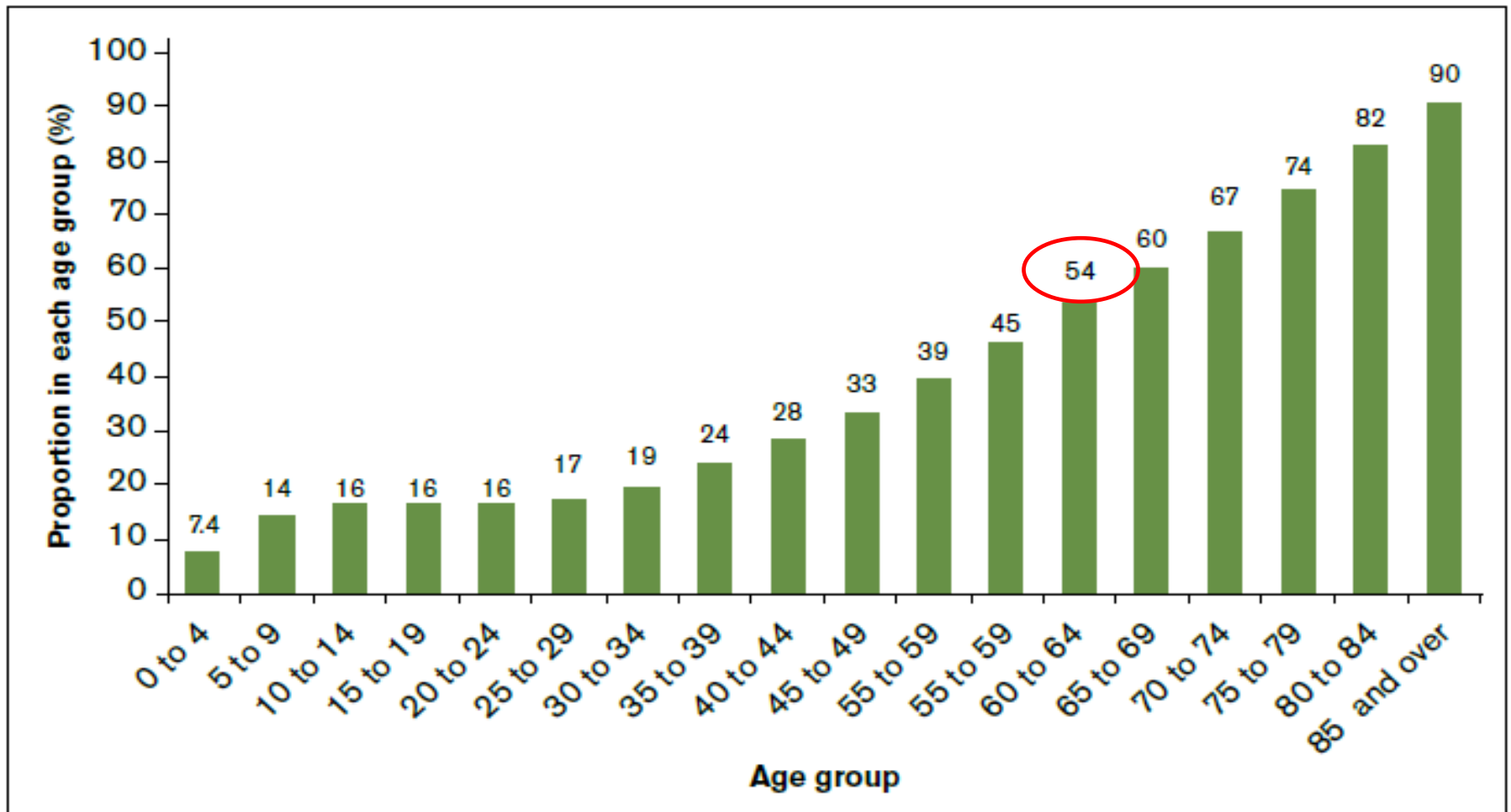


## Children under 16 and adults over 65, actual and projected, 1971-2035



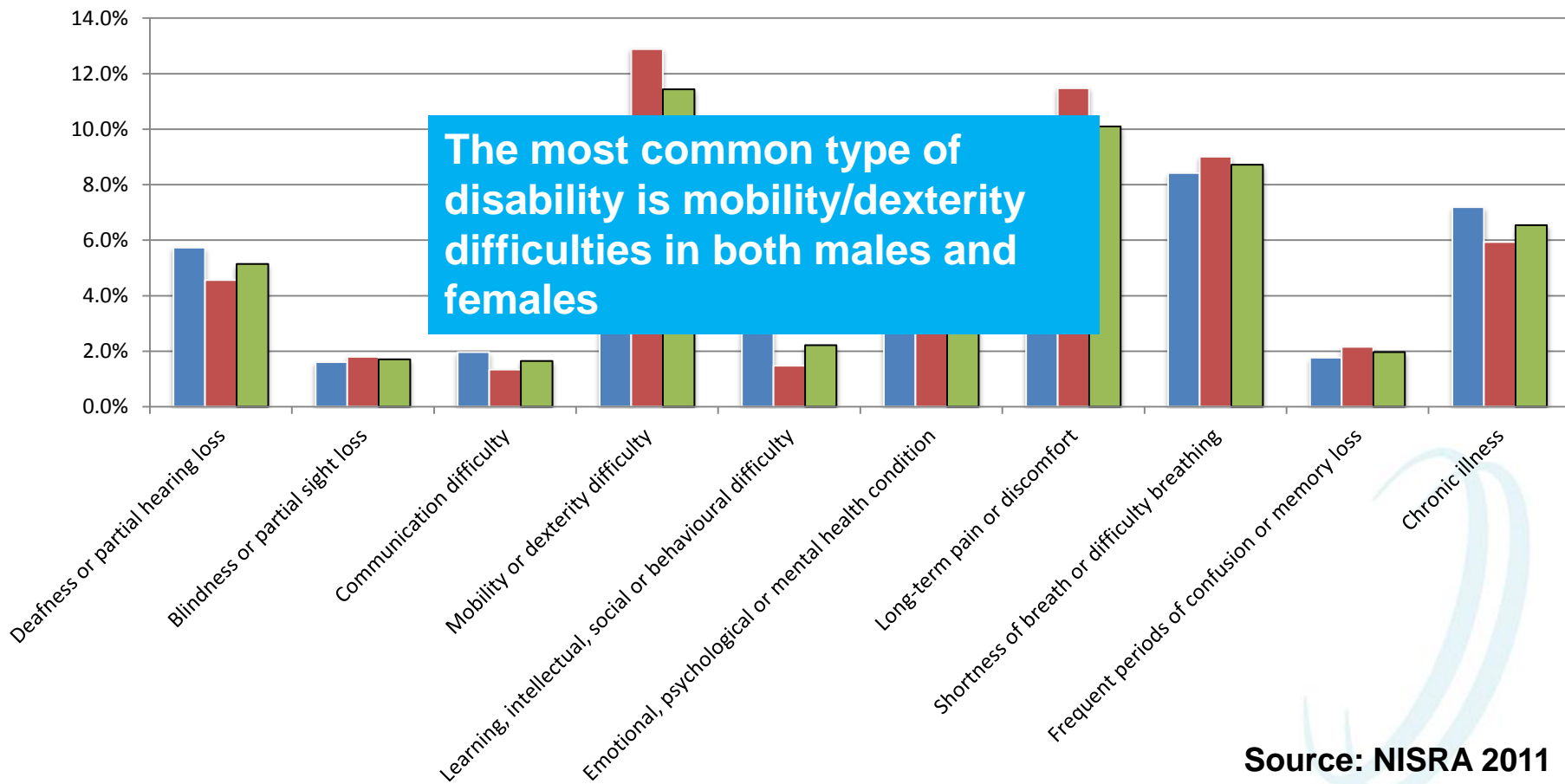
Source: NISRA, 2011 (2010-based population projections)

## Proportion of those in each age group with at least one long-term condition



# Percentage of residents by type of long term condition, by gender, Northern Ireland, 2011

% of residents by type of long term condition, by gender, Northern Ireland, 2011



Source: NISRA 2011

# Population diversity and carers

In census 2011, approximately one in eight people living in household in Northern Ireland (12%) provided unpaid care

People providing unpaid care has increased from 185,000 to 214,000 between 2001 and 2011

Carers save the Northern Ireland economy over £4.4 billion a year

(Valuing carers report 2011)

(NISRA 2011)

# Asylum Seekers and Refugees



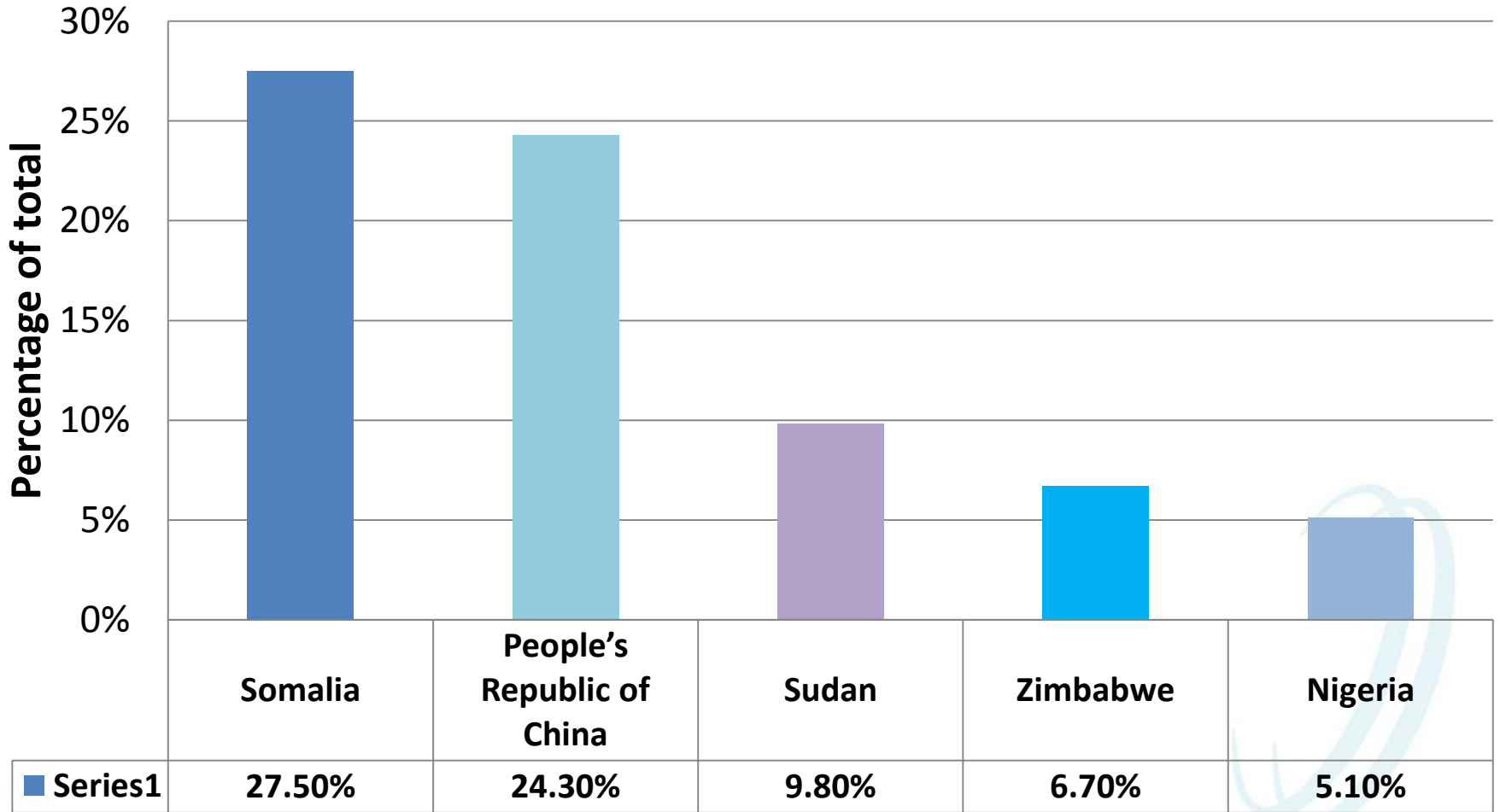
Around 2,000 refugees from about 30 different countries currently reside in Northern Ireland.

In the four years up to 2012, there were a total of 720 applications for asylum in Northern Ireland (130 in 2009, 150 in 2010, 200 in 2011 and 240 in 2012).

(Home office 2014) (NISMP 2012)

*Improving Your Health and Wellbeing*

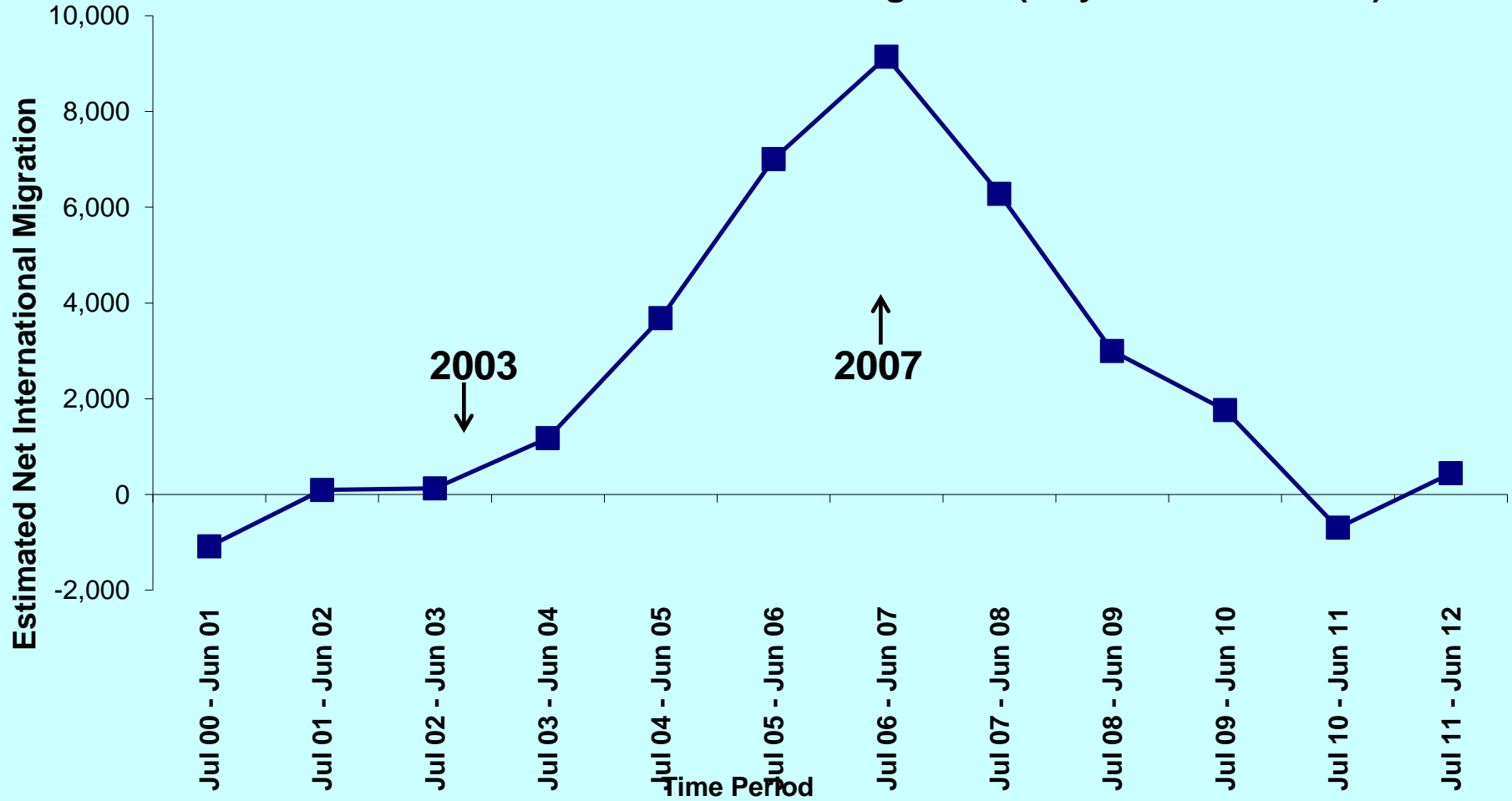
# Five most common countries of origin for first-time asylum applicants between 1 January 2011 and 31 October 2012



# Estimated Net International Migration

(July 2000-June 2012)

Estimated Net International Migration (July 2000-June 2012)



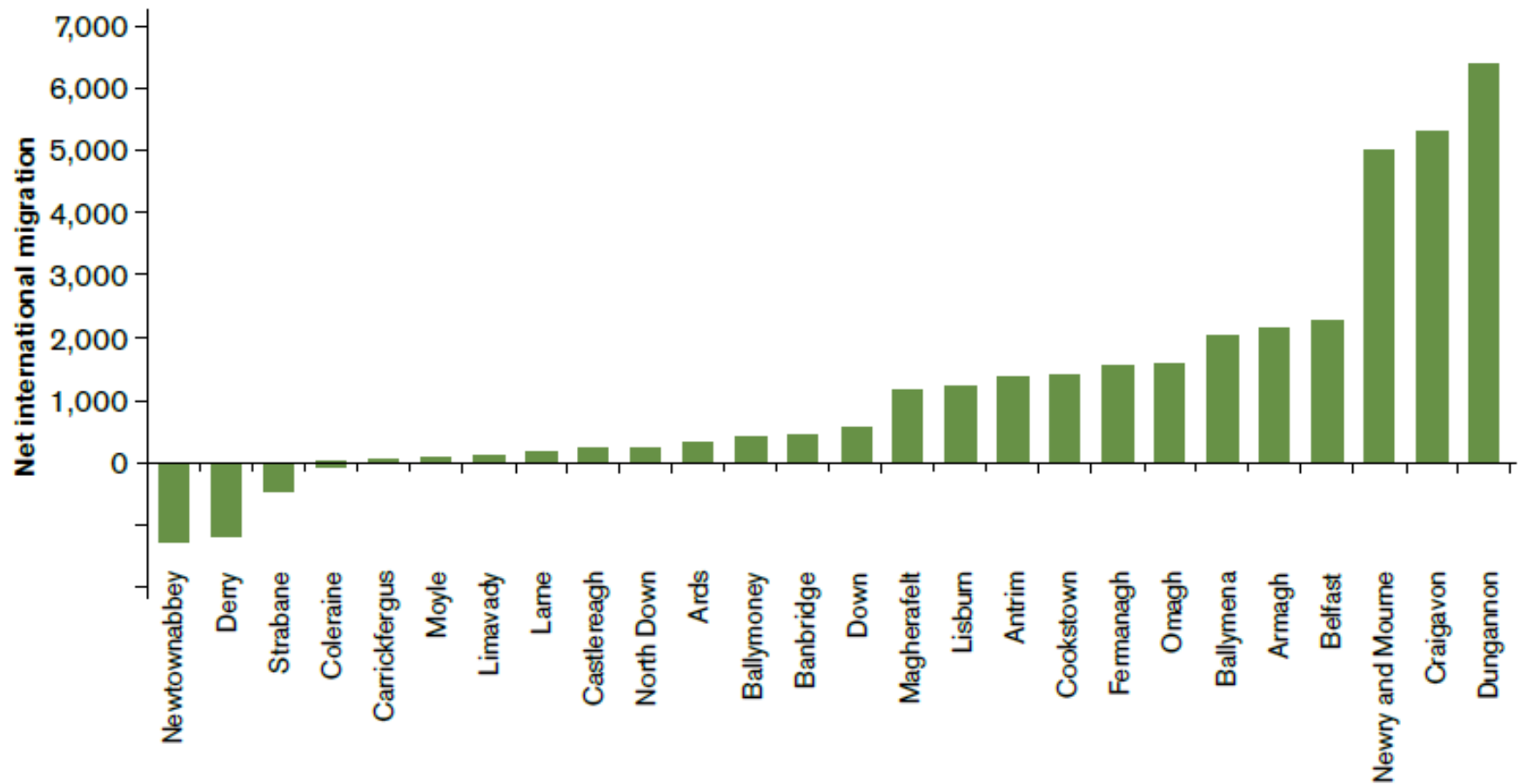


## WRS Registrations per 1,000 population (May 2004 – March 2011)

Country	WRS Registrations (May 2004 – Mar 2011)	2010 Population Estimate	WRS Registrations per 1,000 population
England	1,005,000	52,234,000	19.2
Scotland	97,000	5,222,100	18.6
Wales	30,800	3,006,400	10.2
Northern Ireland	42,500	1,799,400	23.6
United Kingdom	1,175,115	62,262,000	18.9

Source: NISRA (2011)

# Net International Migration by Council



# Ethnicity – Number & % 2001-11

Ethnic group	Census 2001		Census 2011		Difference
	Count	Per cent of total population	Count	Per cent of total population	Count
<b>Total residents</b>	1,685,267	100	1,810,863	100	125,596
<b>White</b>	1,670,988	99.2	1,778,449	98.2	107,461
<b>Chinese</b>	4,145	0.2	6,303	0.4	2,158
<b>Indian</b>	1,567	0.1	6,198	0.3	4,631
<b>Mixed</b>	3,319	0.2	6,014	0.3	2,695
<b>Irish Traveller</b>	1,710	0.1	1,301	0.1	-409
<b>Other</b>	1,290	0.1	2,345	0.1	1,063
<b>Pakistani</b>	666	0	1,091	0.1	425
<b>Black African</b>	494	0	2,345	0.1	1,851
<b>Black other</b>	387	0	899	0.1	512
<b>Black Caribbean</b>	255	0	372	0	117
<b>Bangladeshi</b>	252	0	540	0	288
<b>Other Asian</b>	194	0	4,998	0.3	4,804

# Key Changes in Ethnicity 2001-2011

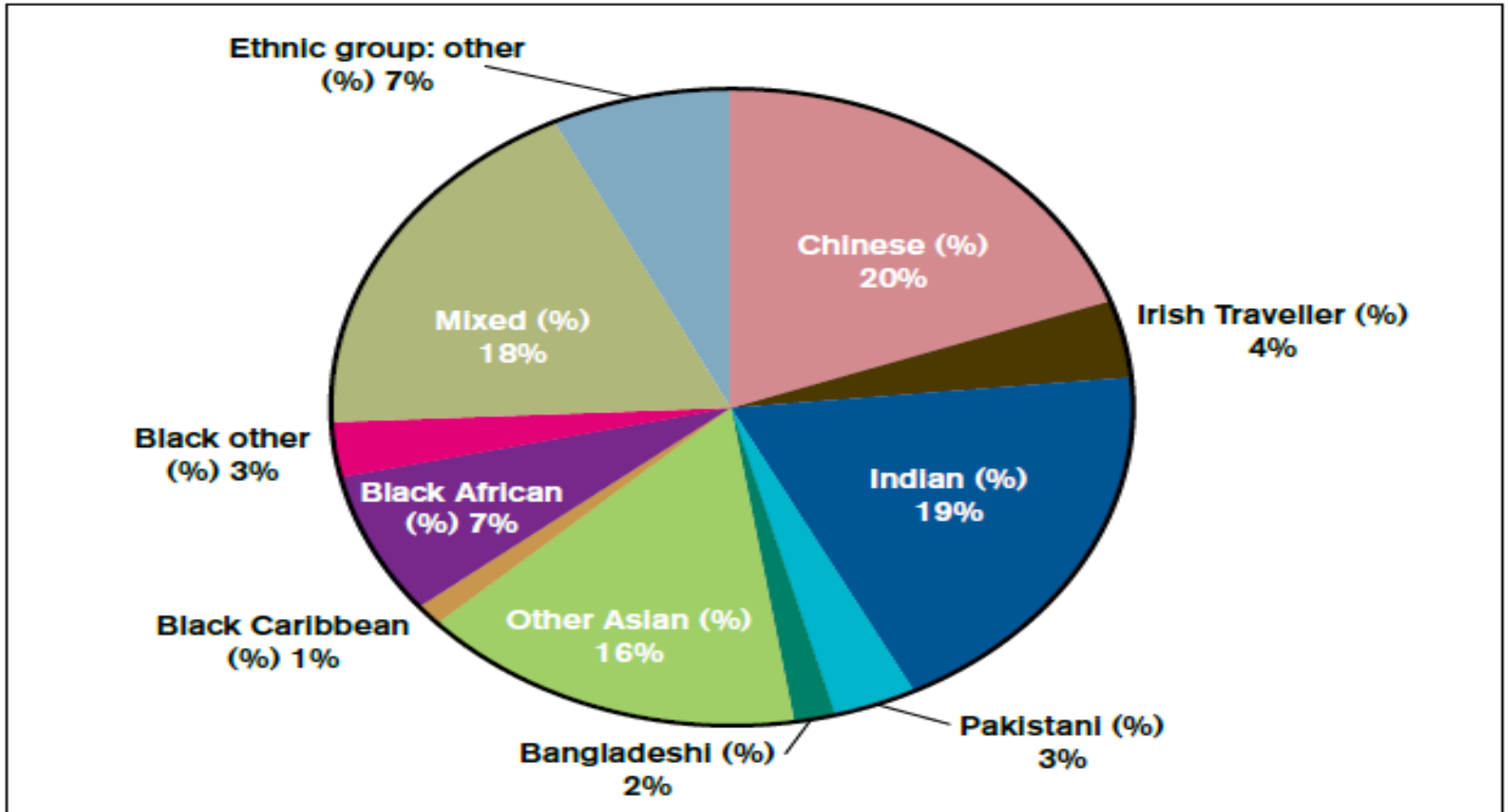
Total number increased by 18,000 (from 14,000 to 32,000)

Still only 1.8% of the NI population

Main increases in Chinese, Indian, Black African groups

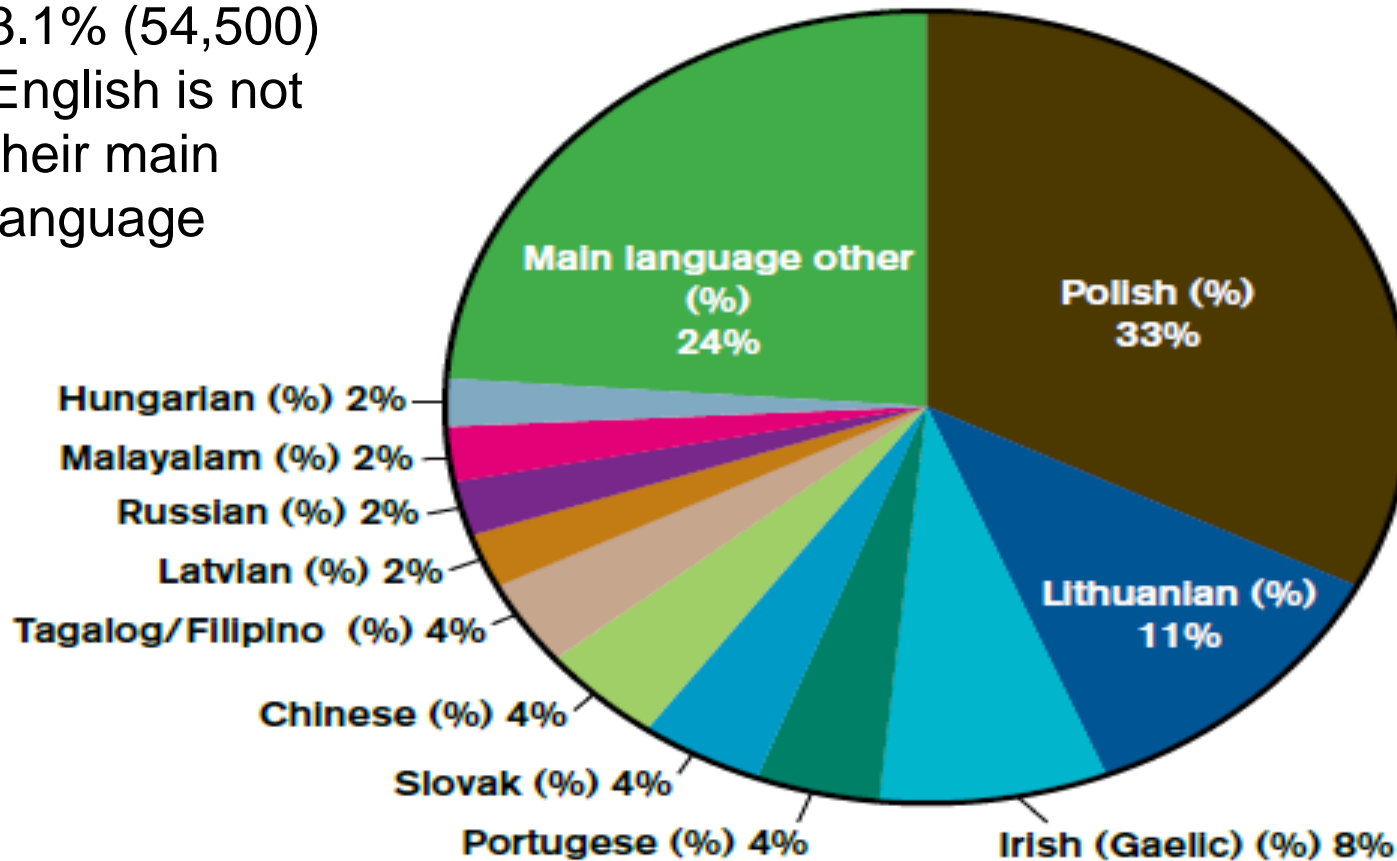
Irish Traveller population decreased from 1,700 to 1,300

# Ethnicity by Group



# Languages in NI 2011

3.1% (54,500)  
English is not  
their main  
language



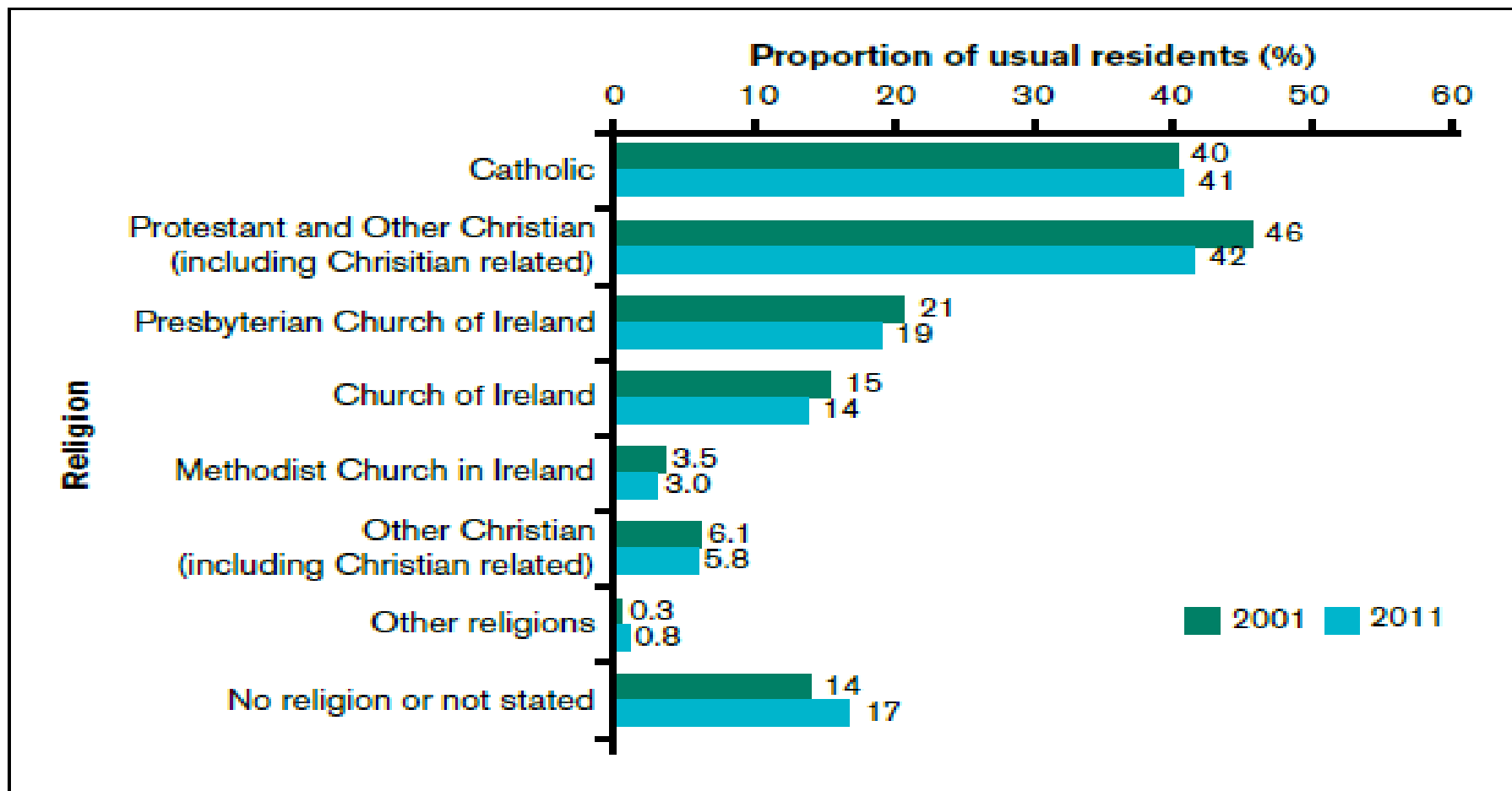
Source NISRA

# Sexual Orientation

Estimates of the adult LGB population in Northern Ireland are 5-7%

This equates to about 65,000–90,000 of the Northern Ireland population

# Religion and belief





# BENEFITS & CHALLENGES



# Benefits

Clear correlation between diversity, relative prosperity & economic achievement. Florida, Richard (2002) (*The Rise of the Creative Class*) & DELNI 2009, *The Economic, Labour Market and Skills Impacts of Migrant Workers in Northern Ireland*

Share & learn from others

Heterogeneous communities are more resilient, innovative & creative

Draw out the best when people feel safe in their surroundings



# Public Health Challenges

Persistent barriers such as

- discrimination – the ‘isms’
- language
- relatively lower socioeconomic class
- inferior working and living conditions
- 2-way lack of cultural awareness
- lack of understanding of HSC systems

# Public Health Challenges

Leads to

poverty

109,000 children in absolute poverty in NI

79,000 pensioners

isolation

hate crimes

mental health problems

greater risk taking

self-medication

higher rates of illness & disability



Public Health  
Agency

*Improving Your Health and Wellbeing*



# Impact

Alcohol consumption, smoking and substance misuse is more prevalent in LGB&T, prisoners and deprived population

Low physical activity is reported from carers, people with disabilities and deprived population

Low breast feeding rates in travellers and deprived population

High rates of syphilis, HIV and other sexually transmitted diseases are reported in Men Sex with Men.

Poor housing, high unemployment and poverty are common issues for many subgroups

# Public Health Model & Report

- Improving health and reducing inequalities
- Improving health through early detection
- Improving health through high quality services
- Improving health through research
- Protecting health



# Examples of what we're doing

Tailor all programmes

Proportionate universalism

Examples of these programmes have been highlighted in previous DPH reports;

- DPH report 2011- Children
- DPH report 2012- Older People



# Northern Ireland New Entrant Service

PHA in collaboration with Belfast Trust, HSCB & other stakeholders established a regional service for migrants

Provide a comprehensive health assessment

Health promotion programmes


Immunisation service

Screening for communicable disease control such as HIV, HBV, HCV, TB

1367 appointments were booked last year for the client group to attend clinics

174 children and 306 adults were screened for TB

585 clients were assisted to register with a GP





# Support for Carers & People with Disabilities

‘Me Unltd’ is a project funded by PHA which provides support, training and educational programmes for carers

Fit 4 U programme – range of physical & leisure activity

PHA Disability Action Plan promotes positive attitudes towards disabled people and encourage their participation in our work areas



# Support for LGB&T

E-learning module for HSC staff & other sectors

See Me Hear Me Know Me guide for residential and day care facilities

HSC Staff Forum for LGB&T staff

Cervical screening leaflets updated & being revised for transgender people

Visible support to Pride, Outburst & IDAHOT

# Support for Rural Communities

Farm Families Health Check programme in collaboration with DARD and Trusts

Health check van visits to all rural markets

Trained staff carry out detailed health assessment

Blood pressure monitoring

Body mass index reading

Cholesterol check

Diabetic risk assessment screening

Since July 2012, attended 170 events, more than 3000 clients accessed the service, around 50% referred on

# Support for those in Poverty

MARA – rural scheme

Advice services in partnership with others

Embedded in other programmes

# Support for Migrant & Ethnic Groups

## Minority Ethnic Health & Wellbeing Network

### Key functions

Share information and knowledge

Provide a useful and central shared resource to connect service providers within the sector

Identify new opportunities for partnership and innovation

# Improving & Learning through Research

Community support models address the transition of adult with intellectual disabilities into old age

Mobility aids for children with physical impairments

Eye care for children with developmental disabilities

Mortality patterns among section 75 equality groups

# Acknowledgements

## Editorial Team

Katie Haas Sentence, Tracy Owen, Stephen McKenna, Muhammad Sartaj, Adele Graham

## Partner organisations

Public health practitioners & researchers

# Further Information

PHA website

<http://www.publichealth.hscni.net/>

Report

Core Tables

Detailed statistical report on Diversity

